

STATE OF SOUTH CAROLINA

BERKELEY COUNTY BOARD OF CANVASSERS


STATEMENTS AND RETURNS OF VOTES


FOR

DEMOCRATIC PRESIDENTIAL PREFERENCE PRIMARY


PRIMARY DATE: FEBRUARY 29, 2020


We, the County Board of Canvassers, certify that all proper procedures for canvassing votes in this election have been followed, and we have received written confirmation from election commission staff of the same; and upon such confirmation and any further review of our own, we certify the following results of this election are correct in all respects.

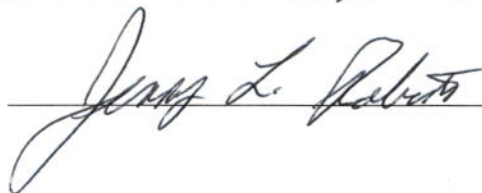












Certification Date: MARCH 5, 2020

**Election Results Report**  
**Democratic Presidential Preference Primary**  
**February 29, 2020**

**OFFICIAL RESULTS**

**Berkeley County**

**STATISTICS**

	TOTAL	Election Day	Absentee In Person	Absentee Mail	Failsafe	Provisional	Failsafe Provisional
Election Day Precincts Reporting	99 of 99	96	0	0	1	1	1
Absentee/ Early Precincts Reporting	96 of 96	0	96	96	0	0	0
Registered Voters - Total	132,514						
Ballots Cast - Total	21,610	18,960	2,004	605	6	27	8
Voter Turnout - Total	16.31%						

**Election Results Report**  
**Democratic Presidential Preference Primary**  
**February 29, 2020**

**OFFICIAL RESULTS**

**Berkeley County**

**President District 1**

Vote For 1

	TOTAL	VOTE %	Election Day	Absentee In Person	Absentee Mail	Failsafe	Provisional	Failsafe Provisional
Michael Bennet	18	0.10%	15	3	0	0	0	0
Joseph R Biden	7,980	44.89%	6,795	984	182	4	13	2
Cory Booker	20	0.11%	16	2	2	0	0	0
Pete Buttigieg	1,682	9.46%	1,532	84	64	0	2	0
John K Delaney	7	0.04%	7	0	0	0	0	0
Tulsi Gabbard	345	1.94%	326	9	8	0	2	0
Amy Klobuchar	500	2.81%	421	36	43	0	0	0
Deval Patrick	14	0.08%	10	3	1	0	0	0
Bernie Sanders	4,075	22.92%	3,822	164	81	1	4	3
Tom Steyer	1,707	9.60%	1,486	155	60	1	3	2
Elizabeth Warren	1,372	7.72%	1,249	82	41	0	0	0
Andrew Yang	56	0.32%	50	1	4	0	0	1
<b>Total Votes Cast</b>	<b>17,776</b>	<b>100.00%</b>	<b>15,729</b>	<b>1,523</b>	<b>486</b>	<b>6</b>	<b>24</b>	<b>8</b>

**Election Results Report**  
**Democratic Presidential Preference Primary**  
**February 29, 2020**

**OFFICIAL RESULTS**

**Berkeley County**

**President District 6**

Vote For 1

	TOTAL	VOTE %	Election Day	Absentee In Person	Absentee Mail	Failsafe	Provisional	Failsafe Provisional
Michael Bennet	13	0.34%	10	1	2	0	0	0
Joseph R Biden	2,610	68.63%	2,164	368	76	0	2	0
Cory Booker	7	0.18%	7	0	0	0	0	0
Pete Buttigieg	114	3.00%	95	12	7	0	0	0
John K Delaney	6	0.16%	5	1	0	0	0	0
Tulsi Gabbard	40	1.05%	40	0	0	0	0	0
Amy Klobuchar	27	0.71%	26	0	1	0	0	0
Deval Patrick	1	0.03%	1	0	0	0	0	0
Bernie Sanders	531	13.96%	470	50	11	0	0	0
Tom Steyer	329	8.65%	280	35	13	0	1	0
Elizabeth Warren	123	3.23%	103	12	8	0	0	0
Andrew Yang	2	0.05%	2	0	0	0	0	0
<b>Total Votes Cast</b>	<b>3,803</b>	<b>100.00%</b>	<b>3,203</b>	<b>479</b>	<b>118</b>	<b>0</b>	<b>3</b>	<b>0</b>

Canvass Results Report  
 Democratic Presidential Preference Primary  
 February 29, 2020

OFFICIAL RESULTS

Berkeley County

	STATISTICS		
	Registered Voters - Total	Ballots Cast - Total	Voter Turnout - Total
Alvin	894	213	23.83%
Bethera	216	14	6.48%
Bonneau	1,192	161	13.51%
Bonneau Beach	1,504	166	11.04%
Central	2,237	385	17.21%
Cainhoy	1,083	349	32.23%
Carnes Cross Rd 1	1,309	160	12.22%
Carnes Cross Rd 2	750	121	16.13%
Cordesville	1,180	188	15.93%
Cross	1,115	168	15.07%
Daniel Island 1	2,023	390	19.28%
Daniel Island 2	1,659	328	19.77%
Devon Forest 1	2,183	324	14.84%
Devon Forest 2	1,636	227	13.88%
Eadytown	675	201	29.78%
Hanahan 1	2,184	299	13.69%
Hanahan 2	1,299	178	13.7%
Hanahan 3	1,295	138	10.66%

Canvass Results Report  
 Democratic Presidential Preference Primary  
 February 29, 2020

OFFICIAL RESULTS

Berkeley County

	STATISTICS		
	Registered Voters - Total	Ballots Cast - Total	Voter Turnout - Total
Hanahan 4	1,385	201	14.51%
Hilton Cross Rd	1,515	345	22.77%
Huger	1,212	275	22.69%
Jamestown	499	119	23.85%
Lebanon	773	62	8.02%
Macedonia	1,398	78	5.58%
McBeth	918	135	14.71%
Moncks Corner 1	1,791	249	13.9%
Moncks Corner 2	1,574	270	17.15%
Moncks Corner 3	2,148	384	17.88%
Moncks Corner 4	1,548	135	8.72%
Pimlico	1,128	108	9.57%
Pinopolis	1,761	140	7.95%
Russellville	1,334	458	34.33%
Sangaree 1	1,088	138	12.68%
Sangaree 2	1,497	215	14.36%
Sangaree 3	1,270	178	14.02%
Shulerville	348	84	24.14%

Canvass Results Report  
 Democratic Presidential Preference Primary  
 February 29, 2020

OFFICIAL RESULTS

Berkeley County

	STATISTICS		
	Registered Voters - Total	Ballots Cast - Total	Voter Turnout - Total
St Stephen 1	1,380	401	29.06%
St Stephen 2	1,470	236	16.05%
Stratford 1	1,695	127	7.49%
Stratford 2	1,800	268	14.89%
Stratford 3	2,046	299	14.61%
Stratford 4	1,639	223	13.61%
Wassamassaw 1	975	212	21.74%
Wassamassaw 2	2,340	330	14.1%
Westview 1	1,379	167	12.11%
Westview 2	1,624	239	14.72%
Westview 3	1,535	178	11.6%
Beverly Hills	1,231	209	16.98%
Howe Hall 1	2,102	393	18.7%
Howe Hall 2	1,091	177	16.22%
Liberty Hall	2,168	449	20.71%
Medway	2,033	485	23.86%
Whitesville 1	1,919	317	16.52%
Whitesville 2	944	163	17.27%

Canvass Results Report  
 Democratic Presidential Preference Primary  
 February 29, 2020

OFFICIAL RESULTS

Berkeley County

	STATISTICS		
	Registered Voters - Total	Ballots Cast - Total	Voter Turnout - Total
Daniel Island 3	1,885	420	22.28%
Daniel Island 4	2,768	571	20.63%
The Village	2,327	324	13.92%
Yellow House	2,352	400	17.01%
Cane Bay	2,364	383	16.2%
Discovery	1,932	396	20.5%
Fox Bank	2,161	353	16.34%
Hanahan 5	1,153	107	9.28%
Moultrie	1,313	427	32.52%
Old 52	1,165	128	10.99%
Royle	1,253	151	12.05%
Seventy Eight	1,546	193	12.48%
Stone Lake	1,341	209	15.59%
Stratford 5	1,415	210	14.84%
Westview 4	1,466	231	15.76%
Foster Creek 1	1,143	200	17.5%
Foster Creek 2	1,771	321	18.13%
Foster Creek 3	1,594	291	18.26%



Canvass Results Report  
 Democratic Presidential Preference Primary  
 February 29, 2020

OFFICIAL RESULTS

Berkeley County

	STATISTICS		
	Registered Voters - Total	Ballots Cast - Total	Voter Turnout - Total
Harbour Lake	1,759	250	14.21%
St. James	1,409	222	15.76%
Sedgefield 1	1,493	246	16.48%
Sedgefield 2	774	66	8.53%
Tramway	1,455	173	11.89%
Weatherstone	1,823	270	14.81%
Cypress	1,629	260	15.96%
North Creek	284	63	22.18%
Boulder Bluff	2,092	395	18.88%
Bushy Park	52	6	11.54%
Cane Bay East	1,821	430	23.61%
Cane Bay North	971	208	21.42%
Cane Bay South	1,755	264	15.04%
Cobblestone	1,240	175	14.11%
Fifty Two	1,158	246	21.24%
Horseshoe	1,152	149	12.93%
Live Oak	1,476	7	0.47%
Macedonia 2	186	1	0.54%