

STATE OF SOUTH CAROLINA
BERKELEY COUNTY BOARD OF CANVASSERS

STATEMENTS AND RETURNS OF VOTES


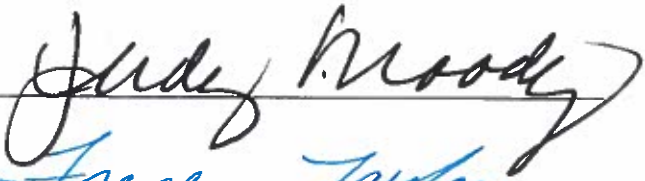







FOR

REPUBLICAN PRIMARY RECOUNT

RECOUNT DATE: JUNE 12, 2020

OFFICES RECOUNTED: SC STATE HOUSE DIST. 100

We the County Board of Canvassers certify that all proper procedures for canvassing votes in this election have been followed, and we have received written confirmation from election commission staff of the same; and upon such confirmation and any further review of our own, we certify the following results of this election are correct in all respects.

 _____	 _____
 _____	 _____
 _____	 _____
 _____	 _____
 _____	_____

Certification Date: June 12, 2020

**Election Results Report
Statewide Primary**

June 9, 2020

OFFICIAL RESULTS RECOUNT

Berkeley County

REP State House of Representatives District 100










Vote For 1

	TOTAL	VOTE %	Election Day	Absentee In Person	Absentee Mail	Failsafe	Provisional	Failsafe Provisional
Sylveste Davis	3,658	50.27%	2,772	270	613	3	0	0
Tom Fernandez	3,618	49.73%	3,039	172	400	6	1	0
Total Votes Cast	7,276	100.00%	5,811	442	1,013	9	1	0

STATE OF SOUTH CAROLINA
BERKELEY COUNTY BOARD OF CANVASSERS
STATEMENTS AND RETURNS OF VOTES
FOR
DEMOCRATIC PRIMARY

PRIMARY DATE: JUNE 9, 2020

We the County Board of Canvassers certify that all proper procedures for canvassing votes in this election have been followed, and we have received written confirmation from election commission staff of the same; and upon such confirmation and any further review of our own, we certify the following results of this election are correct in all respects.

 _____	 _____
 _____	 _____
 _____	 _____
 _____	 _____
 _____	_____

Certification Date: June 11, 2020

STATE OF SOUTH CAROLINA
BERKELEY COUNTY BOARD OF CANVASSERS


STATEMENTS AND RETURNS OF VOTES

FOR

REPUBLICAN PRIMARY

PRIMARY DATE: JUNE 9, 2020

We the County Board of Canvassers certify that all proper procedures for canvassing votes in this election have been followed, and we have received written confirmation from election commission staff of the same; and upon such confirmation and any further review of our own, we certify the following results of this election are correct in all respects.





Pamela Lamb




Frances Taylor

Judy Moody

Sean A. B. W.





Certification Date: June 11, 2020

**Election Results Report
Statewide Primary**

June 9, 2020

OFFICIAL RESULTS

Berkeley County

STATISTICS

	TOTAL	Election Day	Absentee In Person	Absentee Mail	Failsafe	Provisional	Failsafe Provisional
Election Day Precincts Reporting	99 of 99	96	0	0	1	1	1
Absentee/ Early Precincts Reporting	96 of 96	0	96	96	0	0	0
Registered Voters - Total	133,854						
Ballots Cast - Total	30,083	23,431	1,535	5,068	21	20	8
Ballots Cast - Democratic	8,053	5,826	564	1,648	3	12	0
Ballots Cast - Republican	22,030	17,605	971	3,420	18	8	8
Voter Turnout - Total	22.47%						

**Election Results Report
Statewide Primary**

June 9, 2020

OFFICIAL RESULTS

Berkeley County

DEM State Senate District 32

Vote For 1

	TOTAL	VOTE %	Election Day	Absentee In Person	Absentee Mail	Failsafe	Provisional	Failsafe Provisional
Ted Brown	97	7.48%	85	8	4	0	0	0
Manley Marvell Collins	28	2.16%	22	3	3	0	0	0
Ronnie A Sabh	638	49.19%	460	76	102	0	0	0
Kelly Spann	534	41.17%	423	37	72	0	2	0
Total Votes Cast	1,297	100.00%	990	124	181	0	2	0

DEM State Senate District 39

Vote For 1

	TOTAL	VOTE %	Election Day	Absentee In Person	Absentee Mail	Failsafe	Provisional	Failsafe Provisional
Cindy Evans	344	46.11%	257	25	62	0	0	0
William R Johnson	137	18.36%	82	20	35	0	0	0
Jerry Montgomery	39	5.23%	32	3	4	0	0	0
Vernon Stephens	226	30.29%	142	25	59	0	0	0
Total Votes Cast	746	100.00%	513	73	160	0	0	0

**Election Results Report
Statewide Primary**

June 9, 2020

OFFICIAL RESULTS

Berkeley County

DEM State Senate District 44

Vote For 1

	TOTAL	VOTE %	Election Day	Absentee In Person	Absentee Mail	Fallsafe	Provisional	Fallsafe Provisional
Debbie Chairman Bryant	4,318	85.66%	3,277	288	745	2	6	0
Kris DeLorme	723	14.34%	522	52	149	0	0	0
Total Votes Cast	5,041	100.00%	3,799	340	894	2	6	0

DEM State House of Representatives District 99

Vote For 1

	TOTAL	VOTE %	Election Day	Absentee In Person	Absentee Mail	Fallsafe	Provisional	Fallsafe Provisional
Jen Gibson	763	58.78%	409	18	333	1	2	0
Donna Brown Newton	535	41.22%	382	17	134	0	2	0
Total Votes Cast	1,298	100.00%	791	35	467	1	4	0

DEM State House of Representatives District 113

Vote For 1

	TOTAL	VOTE %	Election Day	Absentee In Person	Absentee Mail	Fallsafe	Provisional	Fallsafe Provisional
Raneisha J Holmes	2	40.00%	0	0	0	0	2	0
Marvin R Pendarvis	3	60.00%	3	0	0	0	0	0
Total Votes Cast	5	100.00%	3	0	0	0	2	0

Election Results Report
Statewide Primary

June 9, 2020

OFFICIAL RESULTS

Berkeley County

REP U.S. Senate

Vote For 1

	TOTAL	VOTE %	Election Day	Absentee In Person	Absentee Mail	Failsafe	Provisional	Failsafe Provisional
Duke Buckner	1,430	6.60%	1,256	37	131	4	1	1
Lindsey Graham	15,255	70.43%	11,663	749	2,819	12	6	6
Michael LaPiere	2,670	12.33%	2,344	110	215	1	0	0
Joe Reynolds	2,305	10.64%	2,029	62	211	1	1	1
Total Votes Cast	21,660	100.00%	17,292	958	3,376	18	8	8

REP U.S. House of Representatives District 1

Vote For 1

	TOTAL	VOTE %	Election Day	Absentee In Person	Absentee Mail	Failsafe	Provisional	Failsafe Provisional
Chris Cox	2,291	11.46%	1,999	95	189	3	1	4
Kathy Landing	4,816	24.08%	3,974	207	628	4	2	1
Nancy Mace	11,800	59.01%	9,001	538	2,245	8	5	3
Brad Mole	1,091	5.46%	928	34	128	1	0	0
Total Votes Cast	19,998	100.00%	15,902	874	3,190	16	8	8

Election Results Report
Statewide Primary

June 9, 2020

OFFICIAL RESULTS

Berkeley County

REP State Senate District 44

Vote For 1

	TOTAL	VOTE %	Election Day	Absentee In Person	Absentee Mail	Failsafe	Provisional	Failsafe Provisional
Brian Adams	5,660	62.42%	4,659	255	743	3	0	0
Gayla McSwain	3,408	37.58%	2,485	154	766	2	1	0
Total Votes Cast	9,068	100.00%	7,144	409	1,509	5	1	0

REP State House of Representatives District 99

Vote For 1

	TOTAL	VOTE %	Election Day	Absentee In Person	Absentee Mail	Failsafe	Provisional	Failsafe Provisional
David Hemdon	951	24.90%	725	14	208	0	4	0
Shawn Pinkston	836	21.88%	654	9	173	0	0	0
Mark Smith	1,353	35.42%	1,004	23	325	1	0	0
Chris Staubes	680	17.80%	525	2	152	0	1	0
Total Votes Cast	3,820	100.00%	2,908	48	858	1	5	0

REP State House of Representatives District 100

Vote For 1

	TOTAL	VOTE %	Election Day	Absentee In Person	Absentee Mail	Failsafe	Provisional	Failsafe Provisional
Sylveste Davis	3,658	50.27%	2,772	270	613	3	0	0
Tom Fernandez	3,618	49.73%	3,039	172	400	6	1	0
Total Votes Cast	7,276	100.00%	5,811	442	1,013	9	1	0

Election Results Report
Statewide Primary
June 9, 2020

OFFICIAL RESULTS

Berkeley County

REP State House of Representatives District 117

Vote For 1

	TOTAL	VOTE %	Election Day	Absentee In Person	Absentee Mail	Failsafe	Provisional	Failsafe Provisional
Bill Crosby	797	42.04%	591	33	173	0	0	0
Jordan Pace	1,099	57.96%	926	42	131	0	0	0
Total Votes Cast	1,896	100.00%	1,517	75	304	0	0	0

REP County Council District 1

Vote For 1

	TOTAL	VOTE %	Election Day	Absentee In Person	Absentee Mail	Failsafe	Provisional	Failsafe Provisional
Dan Owens	1,214	65.34%	931	28	255	0	0	0
Charles E Schuster	644	34.66%	525	8	110	0	1	0
Total Votes Cast	1,858	100.00%	1,456	36	365	0	1	0

REP County Council District 2

Vote For 1

	TOTAL	VOTE %	Election Day	Absentee In Person	Absentee Mail	Failsafe	Provisional	Failsafe Provisional
Boyd Gregg	1,682	44.14%	1,325	27	324	1	5	0
Josh Whitley	2,129	55.86%	1,669	30	429	0	1	0
Total Votes Cast	3,811	100.00%	2,994	57	753	1	6	0

**Election Results Report
Statewide Primary**

June 9, 2020

OFFICIAL RESULTS

Berkeley County

REP Question 1

Vote For 1

	TOTAL	VOTE %	Election Day	Absentee In Person	Absentee Mail	Failsafe	Provisional	Failsafe Provisional
Yes	18,780	86.44%	15,264	817	2,670	18	5	6
No	2,945	13.56%	2,193	142	606	0	3	1
Total Votes Cast	21,725	100.00%	17,457	959	3,276	18	8	7

REP Question 2

Vote For 1

	TOTAL	VOTE %	Election Day	Absentee In Person	Absentee Mail	Failsafe	Provisional	Failsafe Provisional
Yes	17,570	80.98%	13,887	802	2,860	8	6	7
No	4,126	19.02%	3,515	150	449	10	2	0
Total Votes Cast	21,696	100.00%	17,402	952	3,309	18	8	7